



May 2026

OBJECTIVE

Fund main objective is to achieve net returns superior to traditional short-term banking products by investing in a diversified portfolio of fixed income related securities that generate cash flows, denominated in US dollars. In the same way, the fund intends to preserve capital through its strategy by taking advantage of capital appreciation opportunities when they materialize.

FUND INFORMATION

GENERAL STATISTICS

NAV:	\$9.2646
Net Assets:	\$64,020,127.90
Outstanding shares:	6,861,069.4258
Domicile:	Republic of Panama
Type of fund:	Closed-end
Inception date:	May 4, 2017
Currency:	USD
Minimum subscription:	\$10,000.00
Dividend frequency:	Monthly
Valuation:	Daily
Subscriptions:	Monthly
Management fee:	1.00%
Current dividend yield:	5.75%
Dividend Yield for the Year:	5.75%

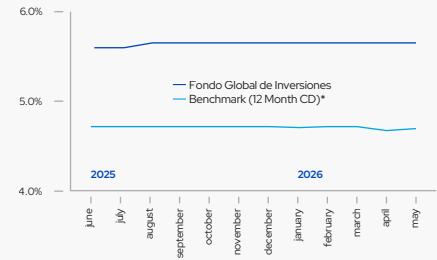
RISK INFORMATION

Weighted Average Duration:	4.68 years
Weighted Average Life:	5.99 years
Issuers:	78
Positions:	96

ADDITIONAL INFORMATION

Fund manager:	Global Valores, S.A. ¹
Brokerage:	Global Valores, S.A. ¹
Listing:	Latinex
Custodian:	Latinclear

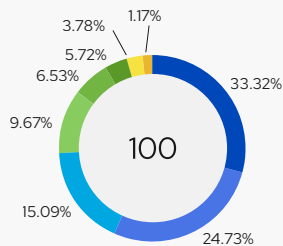
DIVIDEN YIELD VS BENCHMARK DEPOSIT



Fondo Global de Inversiones
Benchmark (12 Month CD)*
Source: Superintendency of Banks of Panama

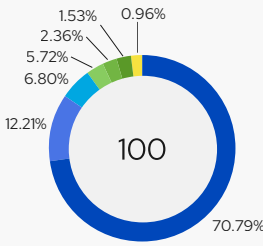
(1) Regulated and supervised by the Securities and Exchange Commission of Panama. Licensed to act as Brokerage House and Investment Manager.
(2) Duration is calculated using call dates.

INDUSTRY ALLOCATION



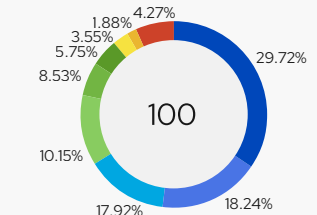
Financials	33.32%
Energy	24.73%
Industrial	15.09%
Retail and Consumer	9.67%
Real Estate	6.53%
Government	5.72%
Communications	3.78%
Transportation	1.17%

ASSET ALLOCATION



Corporate Bonds	70.41%
Perpetual/Subordinated Bonds	12.21%
Alternative Investments	6.80%
Sovereign Bonds	5.72%
Preferred Shares	2.36%
Cash & Equivalents	1.53%
Time Deposits	0.96%

COUNTRY ALLOCATION

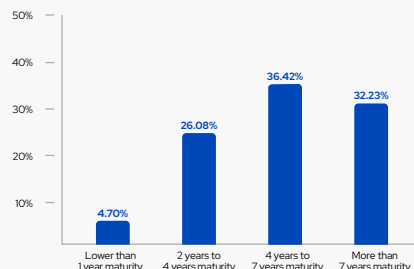


Panama	29.72%
Colombia	18.24%
Mexico	17.92%
Brazil	10.15%
United States	8.53%
Chile	5.75%
Guatemala	3.55%
Peru	1.88%
Less than 1.9%	4.27%

TOP 10 ISSUERS

Global Bank Corporation	4.61%
República de Panamá	3.70%
AES Andes	3.01%
Blackstone Private Credit Fund	2.63%
Pemex	2.60%
Cemex	2.52%
Ecopetrol	2.29%
Orbia Advance Corp	2.15%
BBVA Bancomer SA Texas	2.14%
Grupo Nutresa	2.10%

MATURITY ALLOCATION



PERFORMANCE

	May 2026	2026 YTD*	Since Inception
Dividend Yield	0.47%	1.89%	5.17%
Absolute Return	2.15%	1.95%	4.52%

	2025	2024	2023	2022	2021	2020
Dividend Yield	5.63%	5.32%	5.25%	5.16%	4.88%	5.15%
Absolute Return	6.54%	7.87%	6.84%	-4.29%	2.23%	5.22%

*Accumulated Returns